

Enterotoxigenic *Escherichia coli* Double Mutant Heat-Labile Toxoid (dmLT), Adjuvant-Active, Recombinant from *Escherichia coli*

Catalog No. NR-51683

This reagent is the tangible property of the U.S. Government.

Product Description:

NR-51683 is a recombinant toxoid of enterotoxigenic *Escherichia coli* (*E. coli*) (ETEC) heat-labile toxin (LT) with a double genetic mutation (R192G/L211A; based on the recombinant sequence) which renders the protein non-toxic yet adjuvant-active. The recombinant double mutant, dmLT or LT(R192G/L211A), was expressed in *E. coli* and purified by immobilized galactose chromatography.

Lot: 70026501¹

Manufacturing Date: APR2019

TEST	SPECIFICATIONS	RESULTS
SDS-PAGE (Figure 1)²	Protein bands of interest represents > 95% of total staining intensity above background Trypsin insensitive	Protein bands of interest represents > 95% of total staining intensity above background Trypsin insensitive
Functional Activity Western blot Oral adjuvanticity with Tetanus toxoid by ELISA	Reactive Confirmed	Reactive Confirmed (Figure 2) ³
Induction of cAMP in T84 Cells (3 h) (Figure 3)⁴ Native LT dmLT (NR-51683)	Report results Report results	~ 130 pmol/mL cAMP at 0.001 µg LT ~ 50 pmol/mL cAMP at 1 µg dmLT
Filtration	0.2 µm sterile-filtered	0.2 µm sterile-filtered
Endotoxin Content⁵	Report results	< 1 EU per mg

¹This item was manufactured and subjected to quality control testing by Tulane University School of Medicine, New Orleans, Louisiana, USA.

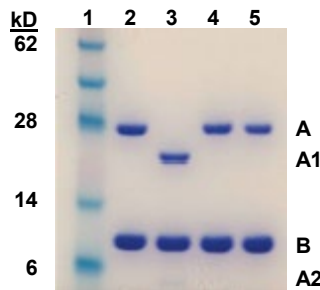
²Trypsin-mediated cleavage of the A-subunit into A1 (21 kDa) and A2 (7 kDa) is required for activation of LT and is a key factor that distinguishes LT from single mutant mLT(R192G). dmLT exhibits no trypsin-mediated cleavage of the A-subunit into A1 but is more sensitive than either LT or mLT(R192G) to complete and rapid degradation; see, Norton, E. B., et al. "Characterization of a Mutant *Escherichia coli* Heat-Labile Toxin, LT(R192G/L211A), as a Safe and Effective Oral Adjuvant." *Clin. Vaccine Immunol.* 18 (2011): 546-551. PubMed: 21288994.

³dmLT boosts sera anti-Tetanus toxoid (TT) IgG responses, indicating maintenance of oral adjuvanticity.

⁴In human colorectal carcinoma (T84) cells, 1 µg of dmLT induces less cAMP than 0.001 µg of native LT, indicating detoxification of enterotoxigenicity.

⁵Limulus Amoebocyte Lysate Assay (LAL)

Figure 1: SDS-PAGE Analysis



Lane 1: MW markers (kD)
Lane 2: Untrypsinized LT
Lane 3: Trypsinized LT
Lane 4: Untrypsinized dmLT
Lane 5: Trypsinized dmLT

Figure 2: Oral Adjuvanticity with Tetanus Toxoid by ELISA

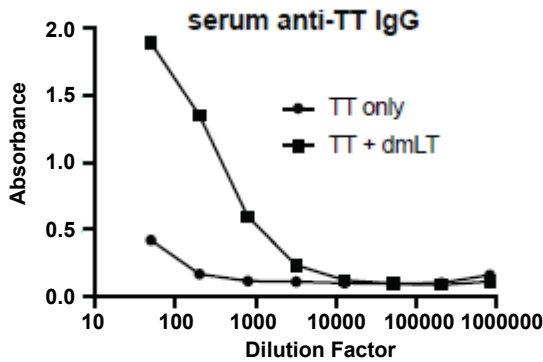
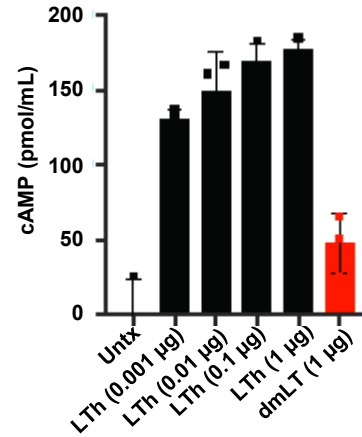


Figure 3: Induction of cAMP in T84 Cells



/Heather Couch/

Heather Couch

Program Manager or designee, ATCC Federal Solutions

14 AUG 2019

ATCC®, on behalf of BEI Resources, hereby represents and warrants that the material provided under this certificate has been subjected by the contributor to the tests and procedures specified and that the results described, along with any other data provided in this certificate, are true and accurate to the best of ATCC®'s knowledge.

ATCC® is a trademark of the American Type Culture Collection.

You are authorized to use this product for research use only. It is not intended for human use.

