

**Ag85B (Gene Rv1886c), Purified Native Protein from *Mycobacterium tuberculosis*, Strain H37Rv****Catalog No. NR-53526**

This reagent is the tangible property of the U.S. Government.

**Product Description:**

NR-53526 is a preparation of Antigen 85B (Ag85B) protein derived from the culture filtrate proteins of *Mycobacterium tuberculosis*, strain H37Rv.

**Lot: 70072672****Manufacturing Date: 21MAR2025**

Production and QC testing were performed by Colorado State University (CSU). The CSU documentation for lot 25.Rv.3.21.Ag85B is attached.

ATCC®, on behalf of BEI Resources, hereby represents and warrants that the material provided under this certificate has been subjected by the contractor to the tests and procedures specified and that the results described, along with any other data provided in this certificate, are true and accurate to the best of ATCC®'s knowledge.

ATCC® is a trademark of the American Type Culture Collection.

You are authorized to use this product for research use only. It is not intended for human use.



## WORK SHEET FOR PURIFIED NATIVE PROTEINS

### General Information

BEI Catalog Number: NR-53526  
BEI Lot Number: 70072672  
Product Description: Ag85B (Rv1886c)  
CSU Lot Number: 25.Rv.3.21.Ag85B  
Species: *Mycobacterium tuberculosis*  
Strain: H37Rv

### Purification Information

Starting material: Ag85A,B,C starting material, 84.1mg of 40% ammonium sulfate cut, (23.Rv.2.11.28.10.CFP, 23.Rv.2.10.31.8.CFP, 20.Rv.2.1.21.8.CFP)

Starting material (select one):

CFP: Filter Sterilized Yes  
 Cells: Irradiated N/A

Viability Test Performed: No Viable Organisms Detected

Protocol used (SOP #'s): PP021.6

Date started: 1.24.25

Date completed: 3.21.25

Notebook; page(s): Kieran Broder BEI#4 pgs 27-29, KB BEI#4 pgs 32-33, 38

Additional notes (if applicable): N/A

### Quality Control Information

Clarity of product/suspension after dialysis: Clear

BCA: 1.61  $\mu\text{g}/\mu\text{l}$  Notebook and page(s): KB BEI#4 pg 33

Total Protein: 6.44 mg

Silver Stain Date: 3.21.25 Notebook and page(s): KB BEI#4 pg 38

Western blot Date: 3.21.25 Antibody used: CS-90

Notebook and page(s): KB BEI#4 pg 38

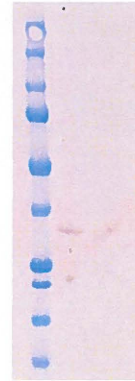
Mass Spectrometry information/file (if applicable): N/A

### QC Gel:

Silver Stain: 2 and 1  $\mu\text{g}$  protein load





Western (CS-90): 2 and 1  $\mu\text{g}$



Aliquot Information: 54 x 0.1mg vials labeled for BEI, 1 x 1.14 mg vial in inventory

Aliquot information indicates aliquots made at the time of QC. Bulk vials will be broken down as needed.

  
(Research Associate) 3/24/25  
(date)

  
(Laboratory Supervisor) 3/24/2025  
(date)