

**H7 Hemagglutinin (HA) Protein from Influenza Virus, A/Shanghai/1/2013 (H7N9), Recombinant from Baculovirus**

**Catalog No. NR-44079**

This reagent is the tangible property of the U.S. Government.

**Product Description:** A recombinant form of the H7 hemagglutinin (HA) protein from influenza A virus, A/Shanghai/1/2013 (H7N9) was produced in Sf9 insect cells using a baculovirus expression vector system, purified by nickel affinity chromatography, and treated with thrombin to remove a C-terminal histidine tag.

**Lot: 62038611**

**Manufacturing Date: 27NOV2013**

TEST	SPECIFICATIONS	RESULTS
<b>Appearance</b>	Clear and colorless	Clear and colorless
<b>SDS-PAGE</b>	Protein band of interest represents > 95% of total staining intensity	Dominant band of ~ 70 kDa accounts for ~ 95% of total staining intensity (Figure 1)
<b>Concentration by Bradford Assay<sup>1</sup></b>	Report results	309 µg per mL
<b>Final Product</b> Quantity per vial Volume per vial	Report results Report results	124 µg 400 µL
<b>Functional Activity</b> Hemagglutination activity 0.5% chicken red blood cells 0.5% turkey red blood cells  Western blot analysis Polyclonal anti-H7 HA <sup>2</sup> Monoclonal anti-histidine tag <sup>3</sup>	Report results Report results  Reactive Not reactive	Positive Positive  Reactive (Figure 2) Not reactive (Figure 3)
<b>Filtration</b>	0.2 µm sterile-filtered	0.2 µm sterile-filtered

<sup>1</sup>Using BSA as a standard

<sup>2</sup>Immune Technology Corp. (Cat. No. IT-003-0081) (1:1000 dilution)

<sup>3</sup>R & D Systems® (Cat. No. MAB050) (IgG1) (1:1000 dilution)

**Date:** 20 MAY 2014

**Signature:**



**Title:**

Technical Manager, BEI Authentication or designee

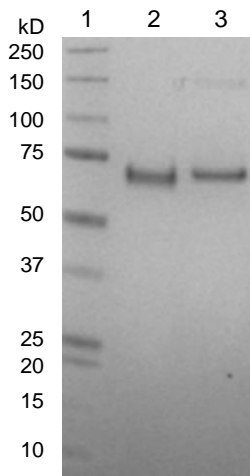
ATCC®, on behalf of BEI Resources, hereby represents and warrants that the material provided under this certificate has been subjected to the tests and procedures specified and that the results described, along with any other data provided in this certificate, are true and accurate to the best of ATCC®'s knowledge.

ATCC® is a trademark of the American Type Culture Collection.

You are authorized to use this product for research use only. It is not intended for human use.

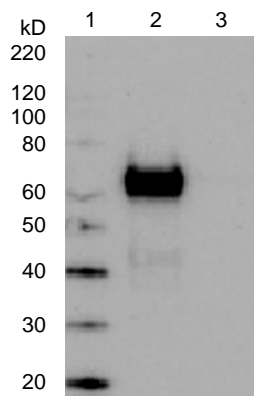


**Figure 1: SDS-PAGE**




Lane 1: Precision Plus Protein™ Standard  
 Lane 2: NR-44079, 1 µg  
 Lane 3: BSA, 1 µg

**Figure 2: Western Blot with Polyclonal Anti-H7 HA**



Lane 1: MagicMark™ XP Protein Standard  
 Lane 2: NR-44079, 1 µg  
 Lane 3: BSA, 1 µg

**Figure 3: Western Blot with Monoclonal Anti-Histidine Tag**



Lane 1: MagicMark™ XP Protein Standard  
 Lane 2: NR-44079, 1 µg  
 Lane 3: BSA, 1 µg