

H7 Hemagglutinin (HA) Protein with C-Terminal Histidine Tag from Influenza Virus, A/Shanghai/1/2013 (H7N9), Recombinant from Baculovirus

Catalog No. NR-44363

This reagent is the tangible property of the U.S. Government.

Product Description: A recombinant form of the H7 hemagglutinin (HA) protein from influenza A virus, A/Shanghai/1/2013 (H7N9) containing a C-terminal histidine tag was produced in Sf9 insect cells using a baculovirus expression vector system and purified by nickel affinity chromatography.

Lot: 62071685

Manufacturing Date: 31MAY2013

| TEST | SPECIFICATIONS | RESULTS |
|---|---|---|
| Appearance | Clear and colorless | Clear and colorless |
| SDS-PAGE | Protein band of interest represents > 95% of total staining intensity | Dominant band of ~ 70 kDa accounts for ~ 95% of total staining intensity (Figure 1) |
| Concentration by Bradford Assay¹ | Report results | 450 µg/mL |
| Final Product Quantity per vial Volume per vial | Report results Report results | 171 µg 380 µL |
| Functional Activity Hemagglutination activity 0.5% chicken red blood cells 0.5% turkey red blood cells Western blot analysis Polyclonal anti-H7 HA ² Monoclonal anti-histidine tag ³ | Report results Report results Reactive Reactive | Positive Positive Reactive (Figure 2) Reactive (Figure 3) |
| Filtration | 0.2 µm sterile-filtered | 0.2 µm sterile-filtered |

¹Using BSA as a standard

²Immune Technology Corp. (Cat. No. IT-003-0081) (1:1000 dilution)

³R & D Systems® (Cat. No. MAB050) (IgG1) (1:1000 dilution)

Date: 26 JAN 2015

Signature:



Title:

Technical Manager, BEI Authentication or designee

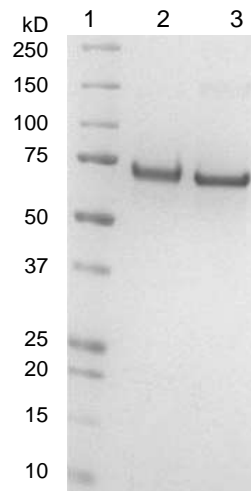
ATCC®, on behalf of BEI Resources, hereby represents and warrants that the material provided under this certificate has been subjected to the tests and procedures specified and that the results described, along with any other data provided in this certificate, are true and accurate to the best of ATCC®'s knowledge.

ATCC® is a trademark of the American Type Culture Collection.

You are authorized to use this product for research use only. It is not intended for human use.

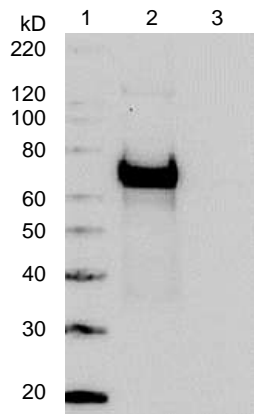


Figure 1: SDS-PAGE



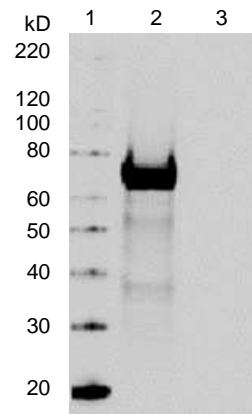
Lane 1: Precision Plus Protein™ Standard
Lane 2: NR-44363, 1 µg
Lane 3: BSA, 1 µg

Figure 2: Western Blot with Polyclonal Anti-H7 HA



Lane 1: MagicMark™ XP Protein Standard
Lane 2: NR-44363, 1 µg
Lane 3: BSA, 1 µg

Figure 3: Western Blot with Monoclonal Anti-Histidine Tag



Lane 1: MagicMark™ XP Protein Standard
Lane 2: NR-44363, 1 µg
Lane 3: BSA, 1 µg