

***Mycobacterium tuberculosis*, Strain H37Rv, Purified Phosphatidylinositol Mannosides 1 & 2 (PIM_{1,2})**

Catalog No. NR-14846

This reagent is the tangible property of the U.S. Government.

Product Description: NR-14846 is a preparation of the purified phosphatidylinositol mannosides 1 & 2 (PIM_{1,2}) cell wall glycolipids of *Mycobacterium tuberculosis*, strain H37Rv. The soluble organic fraction was extracted from cells, dried and titrated with cold acetone. The acetone-insoluble fraction was then applied to preparative thin-layer chromatography plates in a solvent system of chloroform/methanol/water (60:30:6). PIMs were purified from the dried matrix using 40% methanol in chloroform.

Lot: 63050372

Manufacturing Date: 08DEC2014

Production and QC testing were performed by Colorado State University (CSU). The CSU documentation for lot 14.Rv.12.8.02.PIM_{1,2} is attached.

ATCC[®], on behalf of BEI Resources, hereby represents and warrants that the material provided under this certificate has been subjected by the contractor to the tests and procedures specified and that the results described, along with any other data provided in this certificate, are true and accurate to the best of ATCC[®]'s knowledge.

ATCC[®] is a trademark of the American Type Culture Collection.

You are authorized to use this product for research use only. It is not intended for human use.



WORK SHEET FOR PURIFIED PIM₁₊₂

General Information

Lot Number: 14.Rv.12.8.02.PIM_{1,2}
Species: *M. tuberculosis*
Strain: H37Rv

Purification Information

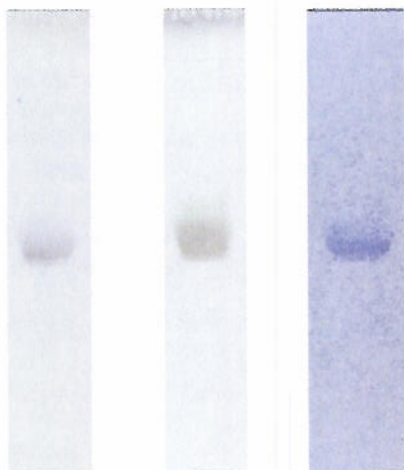
Starting material: 10:10:3 extracted acetone-insoluble lipid
Lot number: 13.Rv.2.5.28.7.WCg.
Protocol used (SOP #'s): PP026.2, SPO31b, SPO32, SPO33, SPO37, SPO45.2
Date started: 9/30/14
Date completed: 12/8/14
Notebook; page(s): Lipids Notebook 7 pp.63-73

Quality Control Information:

Total amount of PIM_{1,2}: 10.0 mg TLC date: 12/4/14 Notebook and page(s): Lipids 7 pp. 74-78
TLC solvent system: 60:30:6 chloroform/methanol/water

QC TLC:

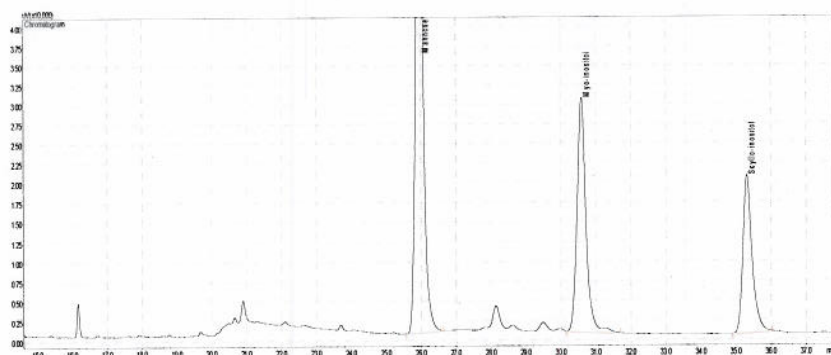
α -naphthol CuSO₄ Dittmer-Lester



Aliquot Information:

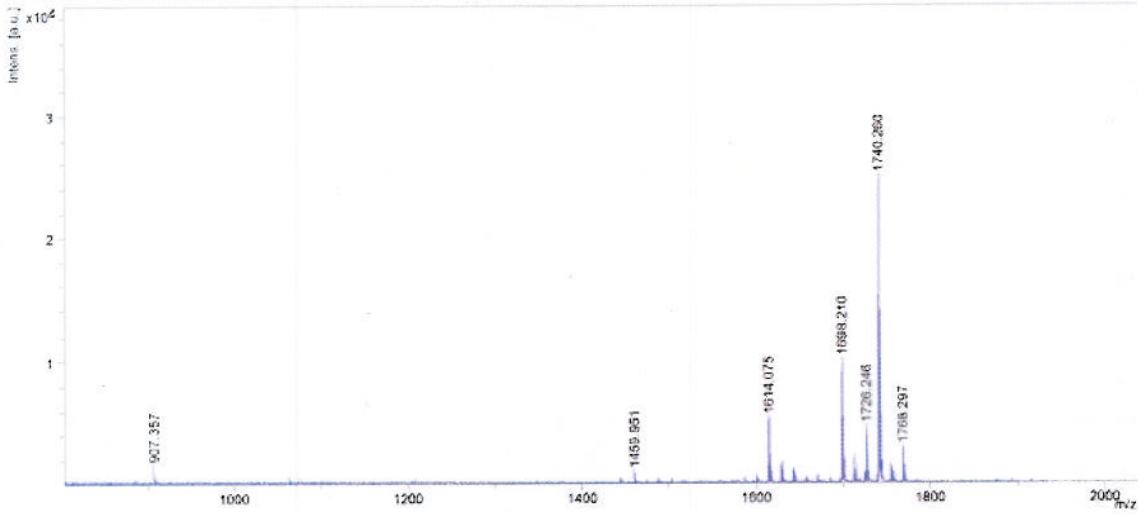
20 x 0.5 mg = 10.0 mg

GC trace:



MALDI-TOF

PIM_{1,2} 2 ug ul



Analyzed 2.0 ug 14.Rv.12.8.02.PIM_{1,2} with 1.0 ul DHB matrix in positive electrospray mode.

Dan C. Assen
(Research Associate)

12/8/14
date

[Signature]
(Laboratory Supervisor)

12/9/2014
date