

H7 Hemagglutinin (HA) Protein from Influenza Virus, A/Shanghai/1/2013 (H7N9), Recombinant from Baculovirus

Catalog No. NR-44079

This reagent is the tangible property of the U.S. Government.

Product Description: A recombinant form of the H7 hemagglutinin (HA) protein from influenza A virus, A/Shanghai/1/2013 (H7N9) was produced in Sf9 insect cells using a baculovirus expression vector system, purified by nickel affinity chromatography, and treated with thrombin to remove a C-terminal histidine tag.

Lot: 62815528

Manufacturing Date: 09DEC2014

TEST	SPECIFICATIONS	RESULTS
Appearance	Clear and colorless	Clear and colorless
SDS-PAGE	Protein band of interest represents > 95% of total staining intensity	Dominant band of ~ 70 kDa accounts for ~ 95% of total staining intensity (Figure 1)
Concentration by Bradford Assay¹	Report results	404 µg per mL
Final Product Quantity per vial Volume per vial	Report results Report results	121 µg 300 µL
Functional Activity Hemagglutination activity 0.5% chicken red blood cells 0.5% turkey red blood cells Western blot analysis Polyclonal anti-H7 HA ² Monoclonal anti-histidine tag ³	Report results Report results Reactive Not reactive	Positive Positive Reactive (Figure 2) Not reactive (Figure 3)
Endotoxin Content (Limulus Amoebocyte Lysate Assay)	Report results	< 12.4 EU per mg
Filtration	0.2 µm sterile-filtered	0.2 µm sterile-filtered


¹Using BSA as a standard

²Immune Technology Corp. (Cat. No. IT-003-081) (1:1000 dilution)

³R & D Systems® (Cat. No. MAB050) (IgG1) (1:1000 dilution)

Date: 05 FEB 2015

Signature:



Title: Technical Manager, BEI Authentication or designee

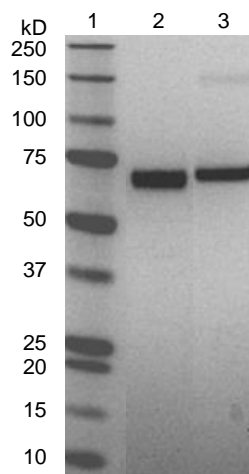
ATCC®, on behalf of BEI Resources, hereby represents and warrants that the material provided under this certificate has been subjected to the tests and procedures specified and that the results described, along with any other data provided in this certificate, are true and accurate to the best of ATCC®'s knowledge.

ATCC® is a trademark of the American Type Culture Collection.

You are authorized to use this product for research use only. It is not intended for human use.

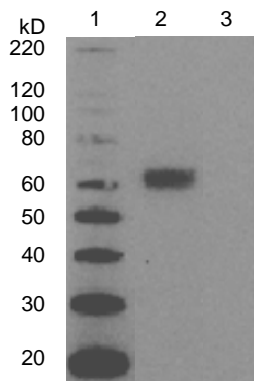


Figure 1: SDS-PAGE



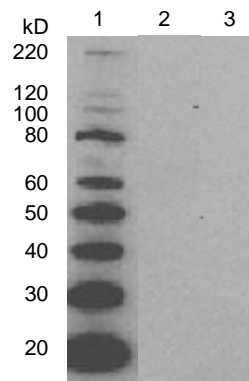
Lane 1: Precision Plus Protein™ Standard
 Lane 2: NR-44079, 1.0 µg
 Lane 3: BSA, 1.0 µg

Figure 2: Western Blot with Polyclonal Anti-H7 HA



Lane 1: MagicMark™ XP Protein Standard
 Lane 2: NR-44079, 0.5 µg
 Lane 3: BSA, 0.5 µg

Figure 3: Western Blot with Monoclonal Anti-Histidine Tag



Lane 1: MagicMark™ XP Protein Standard
 Lane 2: NR-44079, 0.5 µg
 Lane 3: BSA, 0.5 µg