

**H1 Hemagglutinin (HA) Protein with C-Terminal Histidine Tag from Influenza Virus, A/New Caledonia/20/1999 (H1N1), Recombinant from Baculovirus**

**Catalog No. NR-48873**

This reagent is the tangible property of the U.S. Government.

**Product Description:** A recombinant form of the H1 hemagglutinin (HA) protein from influenza A virus, A/New Caledonia/20/1999 (H1N1) containing a C-terminal histidine tag was produced in Sf9 insect cells using a baculovirus expression vector system and was purified by nickel affinity chromatography.

**Lot: 63709687**

**Manufacturing Date: 09NOV2015**

TEST	SPECIFICATIONS	RESULTS
<b>Appearance</b>	Clear and colorless	Clear and colorless
<b>Purity by SDS-PAGE Densitometry Scan</b>	Protein band of interest represents > 90% of total staining intensity	Dominant band of ~ 75 kDa accounts for > 90% of total staining intensity (Figure 1)
<b>Concentration by Bicinchoninic Acid Protein Assay</b>	Report results	276 µg per mL
<b>Final Product</b> Quantity per vial Volume per vial	Report results Report results	124 µg 450 µL
<b>Functional Activity</b> Hemagglutination activity 0.5% chicken red blood cells 0.5% turkey red blood cells  Western blot analysis Polyclonal anti-H1 HA <sup>1</sup> Monoclonal anti-histidine tag <sup>2</sup>	Report results Report results  Reactive Reactive	Positive Positive  Reactive (Figure 2) Reactive (Figure 3)
<b>Endotoxin Content (Limulus Amoebocyte Lysate Assay)</b>	Report results	< 21.0 EU per mg
<b>Filtration</b>	0.2 µm sterile-filtered	0.2 µm sterile-filtered

<sup>1</sup>Immune Technology Corp. (Cat. No. IT-003-001M24) (1:100,000 dilution)

<sup>2</sup>R & D Systems (Cat. No. MAB050) (1:1000 dilution).

**Date:** 22 DEC 2015

**Signature:** 

BEI Resources Authentication

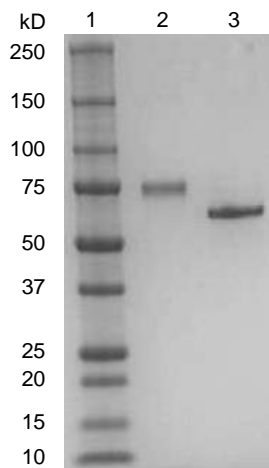
ATCC®, on behalf of BEI Resources, hereby represents and warrants that the material provided under this certificate has been subjected to the tests and procedures specified and that the results described, along with any other data provided in this certificate, are true and accurate to the best of ATCC®'s knowledge.

ATCC® is a trademark of the American Type Culture Collection.

You are authorized to use this product for research use only. It is not intended for human use.

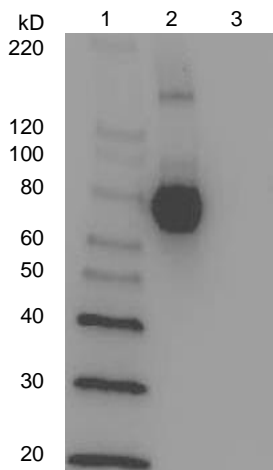


**Figure 1: SDS-PAGE**



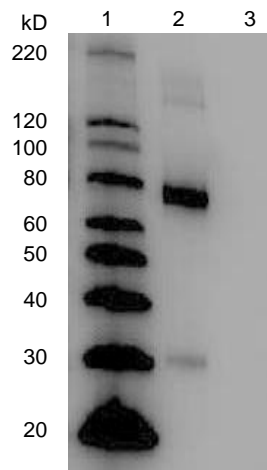
Lane 1: Precision Plus™ Protein Standard  
 Lane 2: NR-48873, 1.0 µg  
 Lane 3: BSA, 1.0 µg

**Figure 2: Western Blot with Polyclonal Anti-H1 HA**



Lane 1: MagicMark™ XP Protein Standard  
 Lane 2: NR-48873, 0.1 µg  
 Lane 3: BSA, 0.1 µg

**Figure 3: Western Blot with Monoclonal Anti-Histidine Tag**



Lane 1: MagicMark™ XP Protein Standard  
 Lane 2: NR-48873, 0.5 µg  
 Lane 3: BSA, 0.5 µg