

Spike Glycoprotein (Stabilized) from SARS-Related Coronavirus 2, AY.1 Lineage (Delta Variant) with C-Terminal Histidine and Avi Tags, Recombinant from HEK293 Cells

Catalog No. NR-55710

This reagent is the tangible property of the U.S. Government.

Product Description:

A recombinant form of the spike (S) glycoprotein from severe acute respiratory syndrome-related coronavirus 2 (SARS-CoV-2), AY.1 lineage (Delta variant) was produced in human embryonic kidney HEK293 (Freestyle 293F) cells and purified by immobilized metal affinity (Ni-NTA) and gel filtration (Superdex 16-600) chromatography. NR-55710 lacks the signal sequence and contains 1194 residues (ectodomain) of the SARS-CoV-2 S glycoprotein; the recombinant protein was stabilized by substitution at the furin S1/S2 cleavage site (RRAR→GSAS; residues 682 to 685) and KV→PP mutations (residues 986 and 987; wild type numbering), and includes a T4 foldon trimerization domain, HRV3C protease cleavage site and C-terminal octa-histidine tag fused to an AviTag™ BirA biotinylation acceptor sequence. NR-55710 includes T19R, T95I, G142D, E156G, delF157-R158, W258L, K417N, L452R, T478K, D614G, P681R and D950N mutations in the S glycoprotein as compared to the SARS-CoV-2 reference sequence (GenPept: [QHD43416](#)). Quality control testing was completed just prior to vialing.

Lot: 70047325

Manufacturing Date: 01OCT2021

TEST	SPECIFICATIONS	RESULTS
Appearance	Report results	Clear and colorless
Purity Analytical Fast Protein Liquid Chromatography (FPLC)	Report results	Peak observed at expected retention time (Figure 1)
Protein Concentration (A₂₈₀)	Report results	0.25 mg per mL
Final Product Amount per vial Volume per vial	Report results Report results	25 µg 100 µL
Functional Activity by Direct ELISA SARS-CoV-2 spike (S309) antibody ¹ SARS-CoV-2 spike S1 antibody ²	Report results Report results	Reactive (Figure 2) Reactive (Figure 3)

¹Pinto, D., et al. "Cross-Neutralization of SARS-CoV-2 by a Human Monoclonal SARS-CoV Antibody." *Nature* 583 (2020): 290-295. PubMed: 32422645.

²Using SARS-CoV-2 (2019-nCoV) Spike S1 Antibody, Rabbit mAb (Sino Biological catalog number 40150-R007)

Figure 1: Analytical FPLC

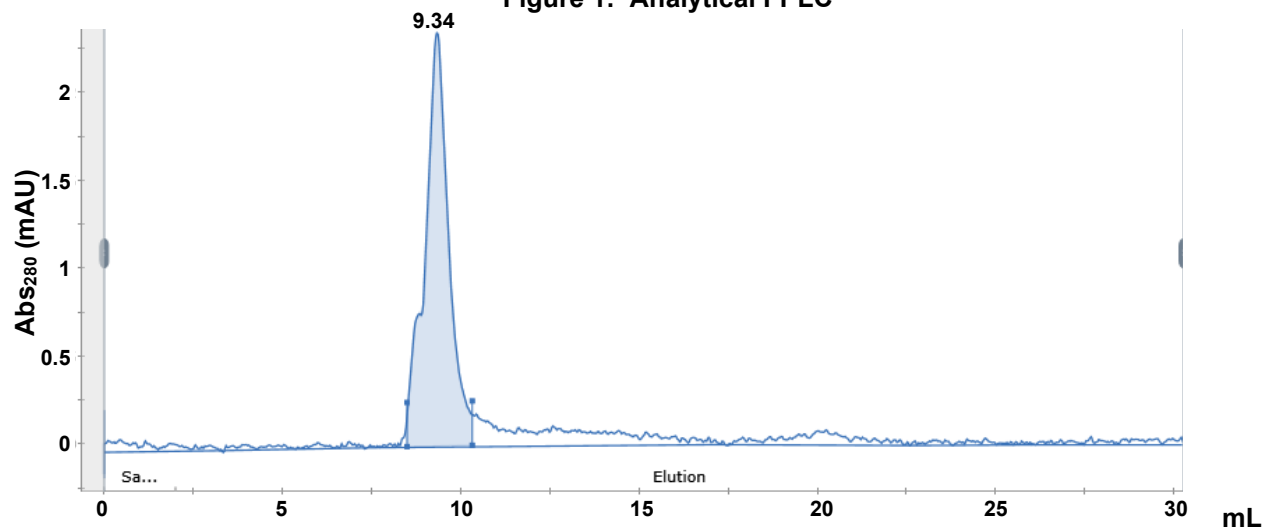


Figure 2: Direct ELISA with S309 mAb

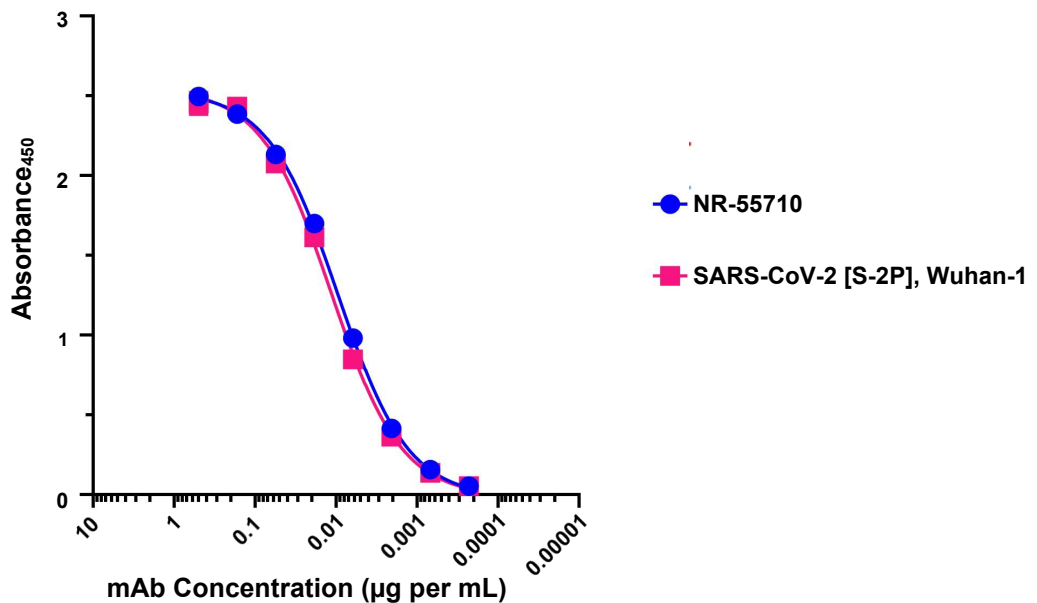
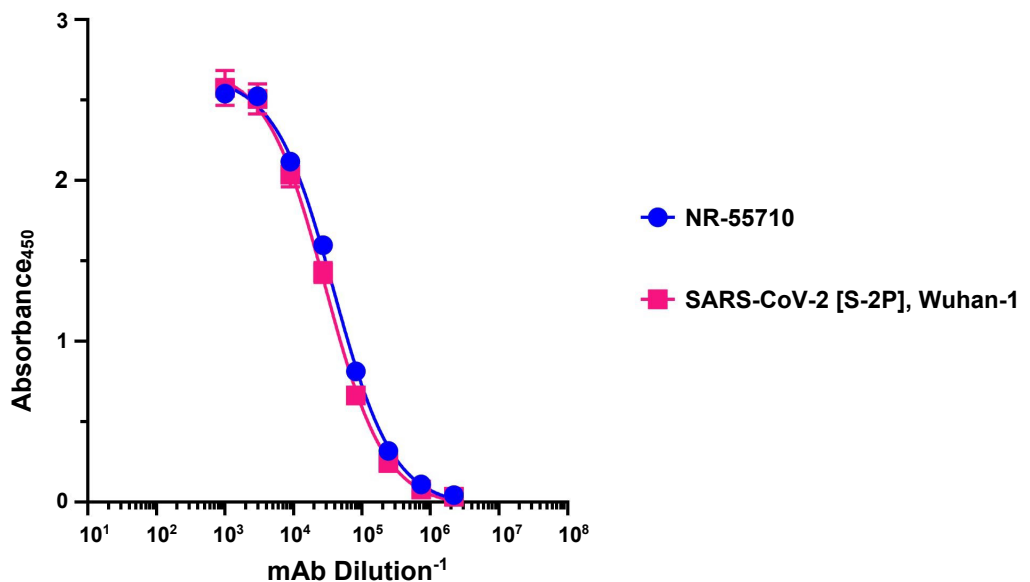


Figure 3: Direct ELISA with Spike S1 mAb



/Heather Couch/
Heather Couch

Program Manager or designee, ATCC Federal Solutions

05 NOV 2021

ATCC®, on behalf of BEI Resources, hereby represents and warrants that the material provided under this certificate has been subjected by the contractor to the tests and procedures specified and that the results described, along with any other data provided in this certificate, are true and accurate to the best of ATCC®'s knowledge.

ATCC® is a trademark of the American Type Culture Collection.
You are authorized to use this product for research use only. It is not intended for human use.

