

Mycobacterium tuberculosis*, Strain H37Rv, Purified Trehalose Dimycolate (TDM)*Catalog No. NR-14844**

This reagent is the tangible property of the U.S. Government.

Product Description:

NR-14844 is a preparation of purified trehalose dimycolate (TDM) that was extracted from the lipid fraction obtained from irradiated *Mycobacterium tuberculosis*, strain H37Rv cells.

Lot: 70065746**Manufacturing Date: 23JUL2024**

Production and QC testing were performed by Colorado State University (CSU). The CSU documentation for lot 24.Rv.07.23.TDM is attached.

Note: TDM alpha-chain fragmentation resulted in mass loss by MALDI due to post-source ion decay. 2D TLC and NMR data was used for quality control of lot 24.Rv.07.23.TDM.

ATCC®, on behalf of BEI Resources, hereby represents and warrants that the material provided under this certificate has been subjected by the contractor to the tests and procedures specified and that the results described, along with any other data provided in this certificate, are true and accurate to the best of ATCC®'s knowledge.

ATCC® is a trademark of the American Type Culture Collection.

You are authorized to use this product for research use only. It is not intended for human use.



WORK SHEET FOR PURIFIED TDM

General Information

BEI Catalog Number: NR-14844
BEI Lot #: 70065746
CSU Lot Number: 24.Rv.07.23.TDM
Species: *M. tuberculosis*
Strain: H37Rv

Purification Information


Starting material: 2:1 chloroform/methanol-extracted total lipid (24.H37Rv.02.28.TL nb#2 p.52-55)
Lot number: Whole Cells 20.Rv.2.11.5.9.Wcg.a
Cells Irradiated: Yes
Viability Test Performed: No Viable Organism Detected
Protocol used (SOP #'s): PP018.2, PP058, PP029.4, SP003, SP037.1, SP031
Date started: 04 / 02 / 2024
Date completed: 07 / 23 / 2024
Notebook; page(s): Rebecca Staudenmaier NB #2 pgs 57-92

Quality Control Information:


Total volume: 5.4 ml Total amount of TDM: 40.3 mg
TLC date: 04 / 25 / 2024 Date dried on N₂ bath: 07 / 23 / 2024
Notebook and page(s): Rebecca Staudenmaier NB #2 pgs 69-92
TLC solvent system TLC#1: 1st dimension 100/14/0.8 CHCl₃/CH₃/H₂O (left →right),
2nd dimension 90/10 CHCl₃/CH₃OH (bottom →top).

QC TLC and NMR Analysis:

Charred with CuSO₄

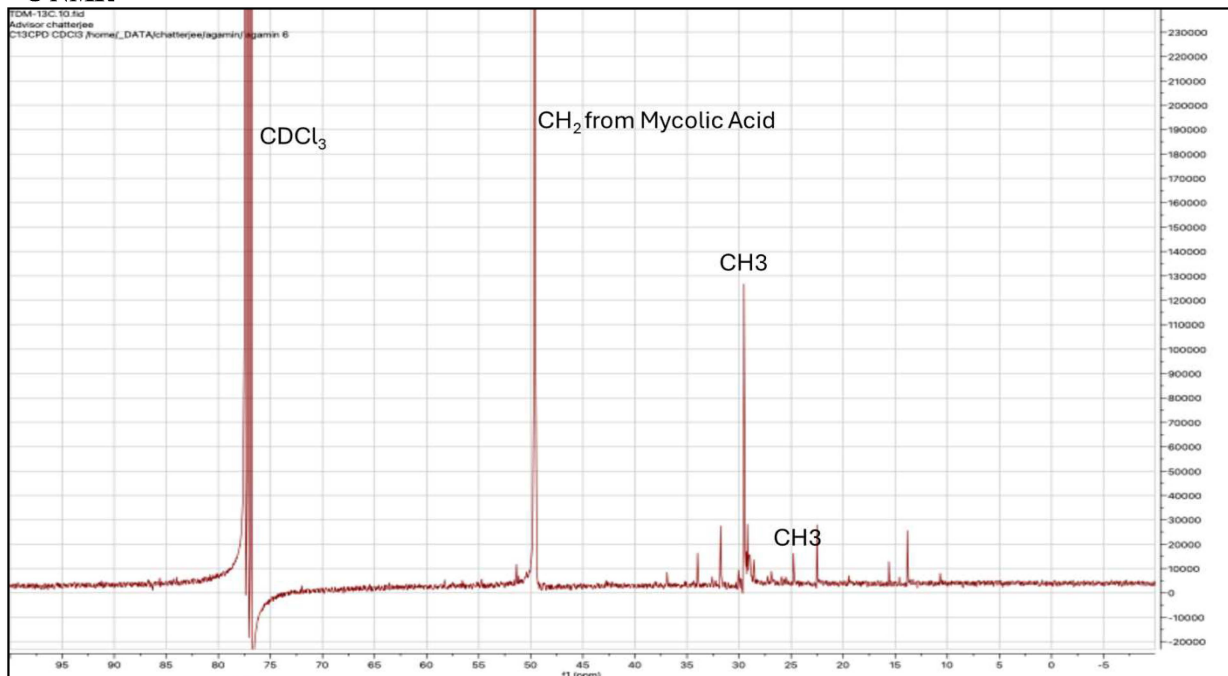


Charred with α -Naphthol



Spotted 50 μ g each plate.

¹³C NMR



Aliquot Information:

40 x 0.25 mg

1 x 30.3 mg

BA Staudenmaier
(Research Associate)

7/25/2024
date

Karen M. Dobos
(Laboratory Supervisor)

Jul 29, 2024
date